

3M™ Industrial Painter's Tape 205



Save Time & Money

3M™ Industrial Painter's Tape 205

Time is money, and the best way to save is doing a job right the first time. Professionals keep coming back to 3M Products, because they know that using highly reliable 3M tapes is the best defence against costly rework. 3M Industrial Painter's Tape 205 delivers excellent results at an exceptional value.

- Up to 5 days clean removability
- Easy removal resists damages to surfaces
- Good holding power to help resist lifting or curling
- Easy controlled unwind
- Resists paint bleed
- Compatible with most solvent based paints, latex paints and lacquers
- Crepe paper backing contains 30% post consumer recycled fibre



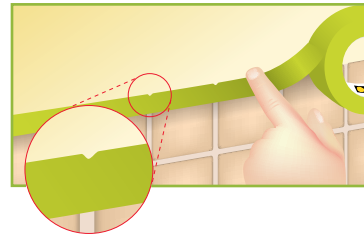

Application Methods

Avoid stretching tape: Pull tape off roll a few feet at a time and press down a small area without stretching. The tape backing is designed to conform to curved surfaces. If shrinking should occur during spraying or drying, it is desirable to have as much stretch left in the tape as possible.

Press edge of tape down firmly: For best paint lines, press firmly on tape with putty knife or 5-in-1 tool.

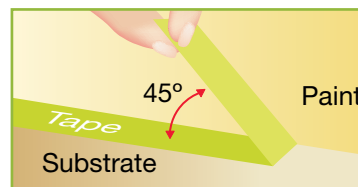
Irregular Surfaces

Lay tape into surface depressions: If it is stretched and forced down, the tape may lift up or, in some cases, break.

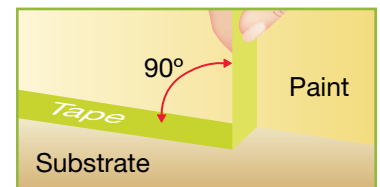


Removal Methods

Speed of removal: Moderate speeds are best. Excessive rate of removal may cause tearing. Very slow rate of removal increases tendency to transfer adhesive.




Angle of removal: A 45° angle works best. Remove tape back on itself as shown in illustration.



If adhesive begins to transfer, slowly remove tape at a 90° angle.



Warm: Increases adhesive transfer possibilities, but less effort is required to remove the tape (>100°F).



Normal: Counteracts negative effects of hot and cold removal. The adhesive is firm enough for clean removal, yet is not so firm enough for removal as to increase adhesion to a point where tearing occurs. Removal temperatures of 50°F–100°F are recommended.



Cool: Adhesive is firm and removal is generally clean. However, excessively cold temperatures can cause the tape to become brittle and tear (<50°F).

Cat. No.	Size	UPC	Case Qty.
205-12x55	12 mm x 55 m	051125 05882 7	72
205-18x55	18 mm x 55 m	051125 05883 4	48
205-24x55	24 mm x 55 m	051125 05884 1	36
205-36x55	36 mm x 55 m	051125 05885 8	24
205-48x55	48 mm x 55 m	051125 05886 5	24
205-72x55	72 mm x 55 m	051125 05887 2	12



Industrial Tapes and Adhesive Division
3M Canada Company

Please recycle. Printed in Canada.
3M is a trademark of 3M. Used under license in Canada.
© 2011, 3M. All rights reserved.
1107-02324 E BA-11-16107