

NAUTILUS

PORTABLE EXTRACTOR



CERTIFIED
PLATINUM



Nautilus Extreme

The new Nautilus Extreme provides more vacuum than any other portable extractor on the market. Powered by two high-efficiency 8.4" Ametek® Lamb vacuum motors, the Nautilus Extreme is able to produce double the vacuum of comparable extractors, and yet still operate on only two cords. The extreme vacuum is ideal for restoration contractors performing water extraction, cleaners using 150+ feet of vacuum hose and for commercial jobs where the dry time is not a nicety, but a necessity

AirFlow+

Configurable Vacuum System

Maximum lift, or maximum air flow, it's your call.



EXTREME VACUUM



Nautilus Extreme
8.4" 2 Stage
673 Air Watts




5.7" 3 Stage
368 Air Watts



5.7" 2 Stage
250 Air Watts

ADDITIONAL FEATURES:

- The Nautilus Extreme uses massive 8.4" Ametek® Lamb vacuum motors that provide 1.8x's more vacuum than the standard 5.7" 3-stage motor and 2.7x's more vacuum than the standard 5.7" 2-stage motor.
- Infinity brushes double life of vacuum motors



INDUSTRIAL STRENGTH



12" wheels make going up and down stairs a breeze



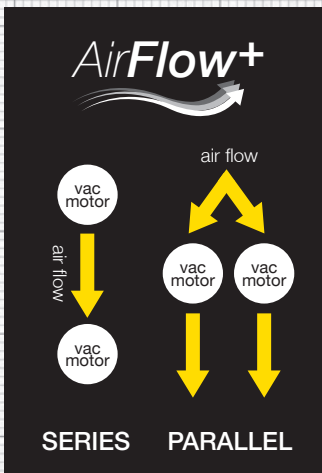
Easy unload/load with handle-mounted wheels



Tall, wide grip handle makes it easier to steer

ADDITIONAL FEATURES:

- Center of gravity is kept low and to the rear to improve the handling
- Durable roto-molded body




CUSTOMIZE YOUR CLEANING



Clam shell design improves access to components



Open design prevents cut knuckles and frustration



Plug-and-play wiring harness simplifies motor and pump replacement

ADDITIONAL FEATURES:

- Easily upgrade components with modular design
- AirFlow+ Vacuum System
 - Want 60% more lift – switch to Series.
 - Want to double your air flow – switch to Parallel