



VACUUMS

Perform Better, Built Better

NACECARE VACUUMS PERFORM BETTER BECAUSE THEY ARE BUILT BETTER.

Our energy efficient motors recover 20% more soil and use 40% less energy than 1200-watt vacuums on the market. Our vacuums are CRI approved and LEED-EB compliant.

All of our vacuums are designed to operate quietly (the lowest noise level in the industry) for less disruption during daytime cleaning and operator safety. Our superior filtration results in significantly improved indoor air quality for a cleaner, healthier building environment.

- Lightweight and Quiet
- Easy to Maneuver
- Cord or Battery Options
- Prolongs Life of Carpet*
- Ideal for All Surfaces and Above Floor Cleaning
- Saves Time & Money
- 2,000+ Hours of Motor Life - Over Double the Industry Standard

*Due to industry leading soil recovery percentage




OUR DRY CANISTER VACUUMS ARE SUPER QUIET, AND HAVE SUPERIOR PERFORMANCE.

With enhanced filtration, and motors that are engineered to last 2,000+ hours, our dry canister vacuums are super quiet and have superior performance. They reduce downtime, increase lifetime equipment ROI, and contribute to sustainability goals by keeping equipment out of landfills longer. All canister vacuum motors are backed by a 5-year warranty*.

All canister vacuums come standard with combination floor tools that move you seamlessly from carpet to hard floor to ensure the job gets done. Also available are kits for advanced productivity or specialty flooring.

*When used with NaceCare filter bags.

The electric PPR Series is our most popular and recognized models. Easy cord rewind and storage in the vacuum reduces trip hazards and makes storage a breeze. Our PPR vacuums come with quality stainless steel telescopic wands and accessory tools for above floor cleaning. The PPR models are made of durable polypropylene or structural foam tanks and come in 3 capacity sizes to tackle every job.




5-year Motor Warranty



PPR 240

The PPR 240 Henry is the world's most recognized canister vacuum and the choice of cleaning professionals everywhere.

| | |
|-------------------|--------------------------------|
| Motor | 680 W |
| Motor Life | 2250 hrs. |
| Water Lift | 100" |
| Airflow | 120 cfm |
| Capacity | 2.5 gal. |
| Filtration | 0.3 micron @ 99.97% efficiency |
| Soil Recovery | 84% |
| Weight | 15 lbs |
| Noise Level | 49 dB(A) |
| Working Capacity | 6000 sq.ft./hr. |
| Power Cord | 33" |
| Tank Construction | Polypropylene |




5-year Motor Warranty



PPR 380

The PPR 380 model has a 4.5-gallon capacity for larger jobs and keeps you cleaning longer.

| | |
|-------------------|--------------------------------|
| Motor | 680 W |
| Motor Life | 2250 hrs. |
| Water Lift | 100" |
| Airflow | 120 cfm |
| Capacity | 4.5 gal. |
| Filtration | 0.3 micron @ 99.97% efficiency |
| Soil Recovery | 84% |
| Weight | 18 lbs |
| Noise Level | 49 dB(A) |
| Working Capacity | 6000 sq.ft./hr. |
| Power Cord | 33" |
| Tank Construction | Structural Foam |



5-year Motor Warranty



PPR 390

The PPR 390 model provides maximum performance in a 4-gallon capacity with convenient storage caddy for optimum mobility and efficiency in facility cleaning.

| | |
|-------------------|--------------------------------|
| Motor | 680 W |
| Motor Life | 2250 hrs. |
| Water Lift | 100" |
| Airflow | 120 cfm |
| Capacity | 4 gal. |
| Filtration | 0.3 micron @ 99.97% efficiency |
| Soil Recovery | 84% |
| Weight | 19 lbs |
| Noise Level | 49 dB(A) |
| Working Capacity | 6000 sq.ft./hr. |
| Power Cord | 33" |
| Tank Construction | Structural Foam |

The electric PSP Series offers all the same performance as the PPR Series, but at a value price and is still equipped with a stainless steel wand and a full suite of accessories for above the floor cleaning. Simple cord storage and the easily replaceable cord feature means there's no need for an electrician to replace electrical cords.



PSP 180

The PSP 180 James is the entry-level model in our value line. It has superior power and performance in a slightly smaller tank.

| | |
|-------------------|-------------------------------|
| Motor | 680 W |
| Motor Life | 2250 hrs. |
| Water Lift | 100" |
| Airflow | 120 cfm |
| Capacity | 2 gal. |
| Filtration | 0.3 micron @ 98.6% efficiency |
| Soil Recovery | 84% |
| Weight | 13 lbs |
| Noise Level | 49 dB(A) |
| Working Capacity | 6000 sq.ft./hr. |
| Power Cord | 33" |
| Tank Construction | Poly/Structural Foam |

PSP 240

The PSP 240 model boasts a larger 2.5-gallon capacity and a bumper to aid stability and maneuverability. A 33' cord and excellent soil recovery make it an excellent choice for every budget.

| | |
|-------------------|-------------------------------|
| Motor | 680 W |
| Motor Life | 2250 hrs. |
| Water Lift | 100" |
| Airflow | 120 cfm |
| Capacity | 2.5 gal. |
| Filtration | 0.3 micron @ 98.6% efficiency |
| Soil Recovery | 84% |
| Weight | 13 lbs |
| Noise Level | 49 dB(A) |
| Working Capacity | 6000 sq.ft./hr. |
| Power Cord | 33" |
| Tank Construction | Poly/Structural Foam |

PSP 380

The PSP 380 is the largest model in the series with a 4.5-gallon capacity to tackle the largest jobs while still weighing only 14 lbs.

| | |
|-------------------|-------------------------------|
| Motor | 680 W |
| Motor Life | 2250 hrs. |
| Water Lift | 100" |
| Airflow | 120 cfm |
| Capacity | 4.5 gal. |
| Filtration | 0.3 micron @ 98.6% efficiency |
| Soil Recovery | 84% |
| Weight | 14 lbs |
| Noise Level | 49 dB(A) |
| Working Capacity | 6000 sq.ft./hr. |
| Power Cord | 33" |
| Tank Construction | Poly/Structural Foam |

Our new digital motors and long-lasting battery technology drive unbelievable performance and value across our battery line of vacuums. Our battery vacuums make cleaning quicker and easier thereby raising productivity levels, saving time and money.



LATITUDE™ NBV 240NX

Enjoy cordless cleaning with the NBV 240NX. Delivering up to 80 minutes of cordless freedom and a 40% increase in airflow and suction from a compact, convenient, and versatile design, the NBV 240NX is perfect for day cleaning and safe operation in public areas. It maximizes productivity with powerful and professional cleaning results.

| | |
|------------------|--------------------------------|
| Motor | 350 W |
| Water Lift | 82" Hi / 56" Lo |
| Airflow | 75 cfm Hi / 48 cfm Lo |
| Capacity | 2.5 gal. |
| Filtration | 0.3 micron @ 99.97% efficiency |
| Soil Recovery | 79% |
| Weight | 18 lbs |
| Noise Level | 49 dB(A) |
| Working Capacity | 10000 sq.ft./hr. |
| Charge Time | 1 hour - 80% / 2 hours -100% |
| Run Time | 90 min Lo / 55 min Hi |

LATITUDE™ NBV 290NX

The NBV 290NX is perfect for day cleaning and safe operation in public areas with maximum productivity. It comes equipped with a telescopic handle and storage caddy for optimum mobility and efficiency - making cleaning fast and easy.

| | |
|------------------|--------------------------------|
| Motor | 350 W |
| Water Lift | 82" Hi / 56" Lo |
| Airflow | 75 cfm Hi / 48 cfm Lo |
| Capacity | 3.5 gal. |
| Filtration | 0.3 micron @ 99.97% efficiency |
| Soil Recovery | 79% |
| Weight | 23 lbs |
| Noise Level | 49 dB(A) |
| Working Capacity | 10000 sq.ft./hr. |
| Charge Time | 1 hour - 80% / 2 hours -100% |
| Run Time | 90 min Lo / 55 min Hi |

BACKPACK VACUUMS

Mobility Matters



OUR BACKPACK VACUUMS MAKE CLEANING FAST, EASY, AND COMFORTABLE.

The harness adjusts to any height and the waistband positioned snugly around the hips removes the weight of the vacuum off the shoulders thereby delivering a super comfortable fit.

Both the electric and battery versions have a certified HEPA filtration option that filters down to 0.3 microns at 99.97% efficiency. Our HEPA filter cartridge captures and traps fine particles such as pollen, dust mites, bacteria, and pathogens – even asbestos, reducing the risk of recirculation of these particles back into the environment.



powered by the NX300 Pro Battery



5-year Motor Warranty



HEPA Filtration Certified



RSV 150/150H

The RSV 150 electric backpacks are compact, convenient, lightweight, and provide optimum user-comfort and performance while delivering exceptional productivity. They can clean any type of flooring, edges, and corners, as well as anything above the floor. They are designed to have superior suction, airflow, and overall power for faster cleaning and better results.

| | |
|---------------|--|
| Motor | 680 W |
| Motor Life | 2250 hrs. |
| Water Lift | 100" |
| Airflow | 120 cfm |
| Capacity | 6 qt. |
| Filtration | 0.3 micron @ 99.97% efficiency (Certified HEPA on H model) |
| Soil Recovery | 84% |
| Weight | 12 lbs |
| Noise Level | 52 dB(A) |
| Power Cord | 50' |



powered by the NX300 Pro Battery



5-year Motor Warranty



HEPA Filtration Certified



LATITUDE™ RBV 150NX/150NXH

Equipped with our new NX300 36V Battery Technology and 350W digital brushless motor, the RBV 150NX is engineered to deliver our most powerful cordless cleaning yet.

They deliver up to 90 minutes of cordless freedom, a 50% increase in airflow and suction, and maximum user comfort.

Being cordless, they are ideal for day cleaning and high-traffic areas.

| | |
|------------------|--|
| Motor | 350 W |
| Motor Life | 2250 hrs. |
| Water Lift | 82" Hi / 56" Lo |
| Airflow | 75 cfm Hi / 48 cfm Lo |
| Capacity | 6 qt. |
| Filtration | 0.3 micron @ 99.97% efficiency (Certified HEPA on H model) |
| Soil Recovery | 79% |
| Weight | 15 lbs |
| Noise Level | 49 dB(A) |
| Working Capacity | 15000 sq.ft./hr. |
| Charge Time | 1 hour - 80% / 2 hours -100% |
| Run Time | 90 min Lo / 55 min Hi |



WET/DRY VACUUMS

Clean Seamlessly

DESIGNED TO TACKLE SMALL COMMERCIAL SPILLS TO LARGE INDUSTRIAL FLOODING WHILE DELIVERING ON VERSATILITY, PERFORMANCE, AND RELIABILITY.

Designed and engineered to deal with the everyday cleaning to the most demanding cleaning challenges, our Wet/Dry Vacuum line delivers performance you can trust.

Every product within the Wet/Dry Range is designed to solve a cleaning challenge and tested to perform for the long haul in commercial environments. Units incorporate our ball float wet shutoff assembly - the ball rotates continually, staying clean and free from debris while preventing water from reaching the motor. All models are supplied with high-quality accessories, ensuring you have the right tool for the right cleaning task.

WET DRY VACUUMS



CVC 370

The CVC 370 Charles is an exceptional wet and dry cleaner that is totally without compromise - be it dust, dirt, spills, or unblocking sinks. Charles is the perfect machine for schools, automotive, and overall facility management.

| | |
|-------------------|-------------------------------|
| Motor | 1200 W, 1.6 Hp, 1100 hours |
| Water Lift | 100" |
| Airflow | 95 cfm |
| Capacity | 4 gal. |
| Filtration | 0.5 micron @ 98.6% efficiency |
| Weight | 19 lbs |
| Noise Level | 61 dB(A) |
| Power Cord | 42' |
| Tank Construction | Polypropylene |



CVC 570

The CV 570 is unique in that it comes equipped with a wet/dry combination filter allowing it to pick-up wet or dry without changing filters. This makes it the ideal vacuum for entryways, lobbies, job sites, schools and more. Made from durable structural foam, it has a 6-gallon capacity and a 42' cord to tackle every job.

| | |
|-------------------|-------------------------------|
| Motor | 1200 W, 1.6 Hp, 1100 hours |
| Water Lift | 100" |
| Airflow | 95 cfm |
| Capacity | 6 gal. |
| Filtration | 0.5 micron @ 98.6% efficiency |
| Weight | 34 lbs |
| Noise Level | 64 dB(A) |
| Power Cord | 42' |
| Tank Construction | Structural Foam |

WET DRY VACUUMS



WV/WVD 900

The Wet/Dry 900 vacuums are the industry standard for larger wet/dry units. The WV 900 comes equipped with a 1200-watt vacuum motor while the WVD is powered by 2x800 watt motor for jobs where more power is needed. Both units feature a unique tip and pour system for emptying the units when a floor drain isn't available. A 12-gallon capacity for larger jobs and an optional 29" front-mounted squeegee can be fitted for wide-area cleaning.



WV/WVD 1800DH/P

The Wet WV/WVD 1800DH and 1800P Pumper Vacuums are ideal for floods, water pipe ruptures, drain back-ups, and industrial spills.

Our Pumper Vacuums are not just big in capacity; they are equally as big in performance. The difference between the DH and P models is that the P models have a continuous pumping feature that continuously recovers and pumps liquid at a rate of 60 gallons per minute on a flat surface and 7 gallons per minute 22 feet in the air. They are made from durable structural foam and have 20-gallon capacities yet are light in weight.

| | WV 900 | WVD 900 |
|-------------------|-----------------|----------|
| Motor | 1200 W | 2x800 W |
| Water Lift | 100" | 90" |
| Airflow | 95 cfm | 180 cfm |
| Noise Level | 64 dB(A) | 67 dB(A) |
| Motor Life | 1100 hours | |
| Capacity | 12 gal. | |
| Tank Construction | Structural Foam | |
| Power Cord | 42' | |
| Weight | 44 lbs | 49 lbs |

| | WV 1800 | | WVD 1800 | |
|-------------------|-----------------|----------------------|----------|----------------------|
| | DH | P | DH | P |
| Pump Power | n/a | 500 W | n/a | 500 W |
| Output / Type | n/a | 60 gpm / centrifugal | n/a | 60 gpm / centrifugal |
| Motor | 1200 W | | 2x800 W | |
| Water Lift | 100" | | 90" | |
| Airflow | 95 cfm | | 180 cfm | |
| Noise Level | 64 dB(A) | | 67 dB(A) | |
| Motor Life | 1100 hours | | | |
| Capacity | 20 gal. | | | |
| Tank Construction | Structural Foam | | | |
| Power Cord | 42' | | | |
| Weight | 81 lbs | 85 lbs | 86 lbs | 90 lbs |



INDUSTRIAL VACUUMS

Tackle Tough Worksites

DURABLE FOR THE TOUGHEST WORKSITES.

Our "Fine Dust" machines are all specially designed for use with concrete, dry wall, wood dust, as well as chimney soot; and just about any other fine non-explosive particulate that can harm the respiratory system.

Patented air flow technology design ensures a consistent uninterrupted flow of air regardless of how full the bag is while reducing the amount of dust in the air by over 99%.

Clean up is a breeze; simply lift the bag out of the tank, seal, and dispose. The self-sealing bag means no mess, no dust and less time and money spent cleaning up. A variety of models, including HEPA filtration units, ensure you have the right equipment for every job.



NVR 170H

The NVR 170H certified HEPA standards typically demanded in healthcare environments with filtration down to 0.3 microns at 99.97% efficiency. It is equipped with a certified HEPA filter cartridge, TriTex filtration system and high-efficiency HepaFlo filter bags.

The NVR 170H is engineered to clean, trap, and retain fine dust and pathogens during both vacuuming and emptying eliminating the risk of re-circulation and exposure to fine particles. Our HEPA filters are also designed for hazardous use – even asbestos.

| | |
|-------------------|--|
| Motor | 680 W |
| Water Lift | 100" |
| Airflow | 120 cfm |
| Capacity | 2.5 gal. |
| Filtration | 0.3 micron @ 99.97% efficiency (Certified HEPA on H model) |
| Soil Recovery | 84% |
| Weight | 15 lbs |
| Working Capacity | 6000 sq.ft./hr. |
| Noise Level | 49 dB(A) |
| Power Cord | 33' |
| Tank Construction | Polypropylene |



TradeLine TEL 390

Working on-site is hard enough without worrying about all the fine dust involved. The TradeLine TEL 390 is engineered with a certified HEPA filter for advanced filtration of mixed dust and designed for use in the workshop or worksite. It is certified for asbestos and other hazardous dust recovery. The TradeLine is all-terrain ready with large rear wheels; a long-life 680W motor; greater cleaning-reach; and an optional storage caddy. With a high-efficiency powerhead, full accessory kit, and huge 4.8-gallon capacity, TradeLine is built for the tough stuff.

| | |
|-------------------|--|
| Motor | 680 W |
| Water Lift | 100" |
| Airflow | 120 cfm |
| Capacity | 4.5 gal. |
| Filtration | 0.3 micron @ 99.97% efficiency (Certified HEPA on H model) |
| Soil Recovery | 84% |
| Weight | 18 lbs |
| Noise Level | 49 dB(A) |
| Motor Life | 2250+ hours |
| Power Cord | 33' |
| Tank Construction | Structural Foam |



NDD 900

The dual motor NDD 900 incorporates our patented Micro-Flo vacuum bags along with a Microtex filter as standard equipment ensuring optimum filtration. These machines are specially designed for use with concrete, drywall, and wood dust as well as chimney soot: and just about any other fine non-explosive particulate that can harm the respiratory system.

The NDD 900 meets OSHA regulations regarding silica crystalline recovery as a repairable dust (regulation 1910.1000.) A 12-gallon capacity, structural foam tank and 42' cord tackle the biggest jobs.

| | |
|-------------------|--------------------------------|
| Motor | 2 x 900 W, 2 stage BP |
| Water Lift | 90" |
| Airflow | 208 cfm |
| Capacity | 12 gal. |
| Filtration | 0.3 micron @ 99.97% efficiency |
| Weight | 49 lbs |
| Noise Level | 67 dB(A) |
| Motor Life | 1100 hours |
| Power Cord | 42' |
| Tank Construction | Structural Foam |



NDD 900H

The NDD 900H has all the attributes of the NDD 900 with the added feature of a certified HEPA filter and chamber provides the critical filtration and added safety required in the recovery of asbestos and other hazardous particles to our largest fine dust vacuum.

| | |
|-------------------|--|
| Motor | 2 x 900 W, 2 stage BP |
| Water Lift | 90" |
| Airflow | 208 cfm |
| Capacity | 12 gal. |
| Filtration | 0.3 micron @ 99.97% efficiency (Certified HEPA on H model) |
| Soil Recovery | 84% |
| Weight | 49 lbs |
| Noise Level | 67 dB(A) |
| Motor Life | 1100 hours |
| Power Cord | 42' |
| Tank Construction | Structural Foam |

CERTIFICATIONS AND PERFORMANCE

CRI and LEED-EB Compliant



NaceCare canister vacuums meet the stringent certification requirements for the Carpet and Rug Institute (CRI).

ALL PRODUCTS MEET ISO 14004 ENVIRONMENTAL MANAGEMENT SYSTEMS REQUIREMENTS.

WARRANTY

We Give You Peace of Mind

OFFERING INDUSTRY LEADING WARRANTY COVERAGE ON ALL OUR PRODUCTS.

If a breakdown occurs due to manufacturer's defect, simply take the product to your authorized dealer for repair and we take care of the rest.

| CANISTER | BACKPACK | BATTERY | WET / DRY |
|----------------|----------------|----------------|----------------|
| Tank: 10 Years | Tank: 10 Years | Tank: 10 Years | Tank: 10 Years |
| Motor: 5 Years | Motor: 5 Years | Motor: 5 Years | Motor: 2 Years |
| Parts: 2 Years | Parts: 2 Years | Parts: 2 Years | Parts: 2 Years |
| Labor: 2 Years | Labor: 2 Years | Labor: 2 Years | Labor: 2 Years |

Please ask your local NaceCare representative for our complete warranty document containing full details and exclusions.

| | | NBV240 / 290 | RBV150 | RBV 150H | PSP180/ 240/380 | NVR170H | PPR240/380/390 | RSV150 | RSV150H | TEL390 | NDD900 | NDD900H |
|--|---|--------------|--------|----------|-----------------|---------|----------------|--------|---------|--------|--------|---------|
| LEED-EB compliant | 98.6% efficient at 0.5 microns with a noise level of less than 70 dB(A) | • | • | • | • | • | • | • | • | • | • | • |
| HEPA for non-hazardous | Safe for non-hazardous material pick-up. Improves IAQ by filtering 99.97% of particulates at 0.3 microns | • | • | • | • | • | • | • | • | • | • | • |
| Certified HEPA filtration for hazardous use | <ul style="list-style-type: none"> • Every unit is tested and certified • Sealed filter chamber • Meets European standard 3928 for hazardous material recovery | | | • | • | | | • | • | | • | |
| Uses recyclable or re-usable packaging | All packaging can be recycled or re-used | • | • | • | • | • | • | • | • | • | • | • |
| Reduced power consumption | Uses 40% less power | | | | • | • | • | • | • | • | | |
| CRI Approved (when used with Battery Powerhead) | This program tests for proper soil removal, filtration and carpet texture retention | • | • | • | • | • | • | • | • | • | | |
| Motor Life | 2,000+ hours | | | | • | • | • | • | • | • | | |
| Soil Recovery | 84 % 79 % | • | • | • | • | • | • | • | • | • | | |